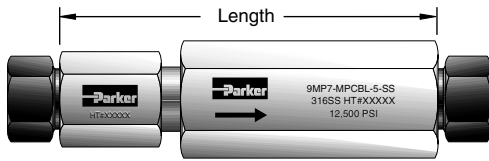


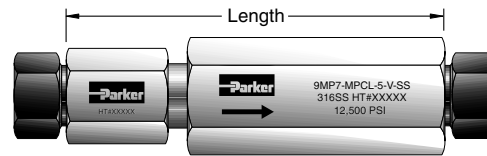
Introduction

Parker MPC and MPCB series check valves are designed for uni-directional flow control of fluids and gases up to 20,000 psi.

Ball Check Valves

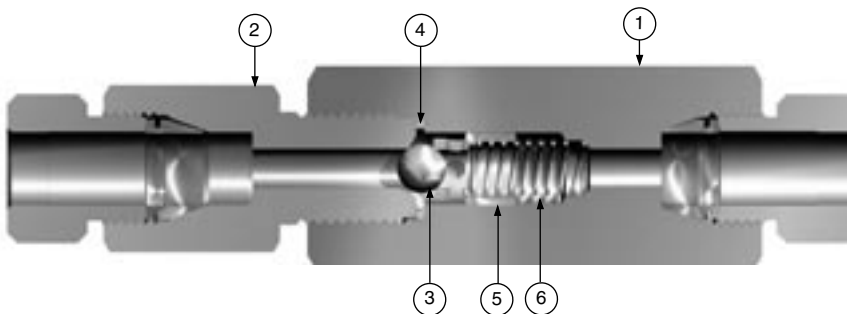


Poppet Check Valves



TUBING	BALL CHECK VALVE PART NO.	POPPET CHECK VALVE PART NO.	PSI	CONNECTION	INCHES		
					ORIFICE	LENGTH	TH'K
1/4" O.D.	4MP7-MPCBL-5-SS	4MP7-MPCL-5-V-SS	15,000	1/4" MPI	0.125	3.75	1.00
3/8" O.D.	6MP7-MPCBL-5-SS	6MP7-MPCL-5-V-SS	15,000	3/8" MPI	0.219	3.75	1.00
1/2" O.D.	8MP7-MPCBL-5-SS	8MP7-MPCL-5-V-SS	15,000	1/2" MPI	0.359	4.50	1.38
9/16" O.D.	9MP7-MPCBL-5-SS	9MP7-MPCL-5-V-SS	15,000	9/16" MPI	0.359	4.50	1.38
3/4" O.D.	12MP7-MPCBL-5-SS	12MP7-MPCL-5-V-SS	15,000	3/4" MPI	0.438	5.13	1.75
1" O.D.	16MP7-MPCBL-5-SS	16MP7-MPCL-5-V-SS	12,500	1" MPI	0.563	6.50	2.50

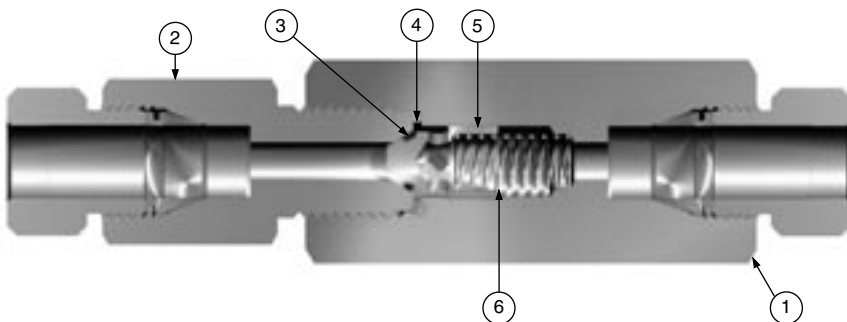
Ball Check Valves



Materials of Construction

Item #	Description	Material
1	Cap	316SS
2	Body	316SS
3	3/8 Ball	316SS
4	Gasket	316SS
5	Ball Support	316SS
6	Spring	316SS

Poppet Check Valves



Materials of Construction

Item #	Description	Material
1	Cap	316SS
2	Body	316SS
3	O-ring	Fluorocarbon Rubber
4	Gasket	316SS
5	Poppet	316SS
6	Spring	316SS