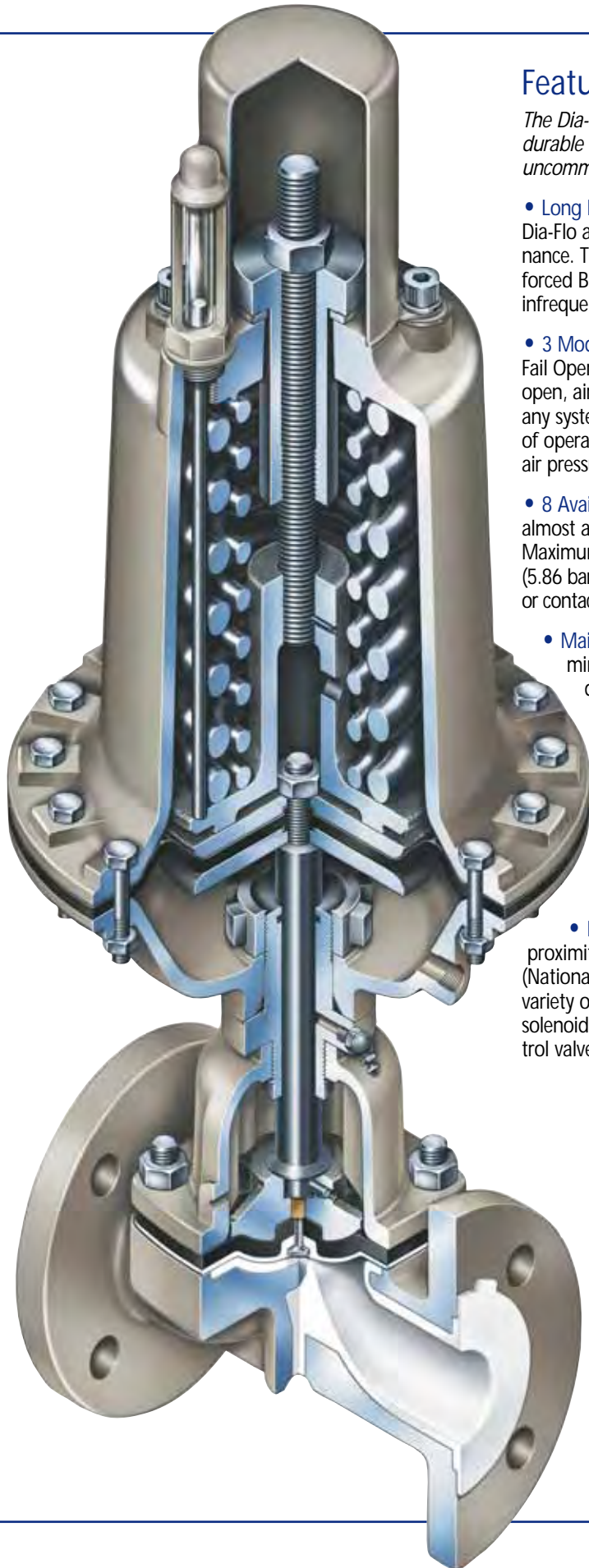


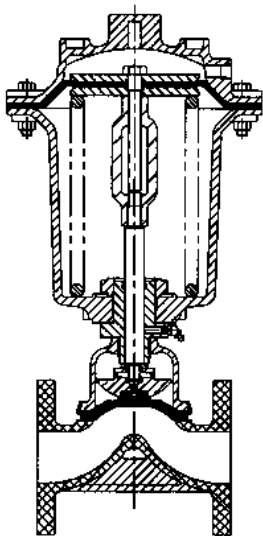
DIA-FLO[®] ACTUATED DIAPHRAGM VALVES



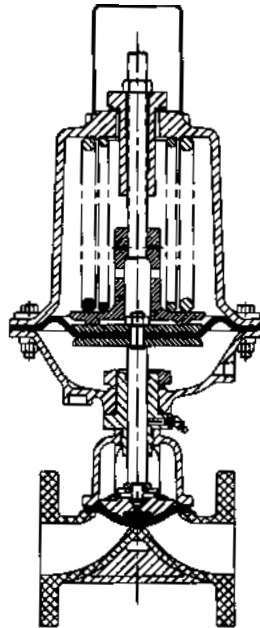
Features and Benefits

The Dia-Flo Actuator has been field tested and proven to be durable and long lasting. More than 20 years of service is not uncommon.

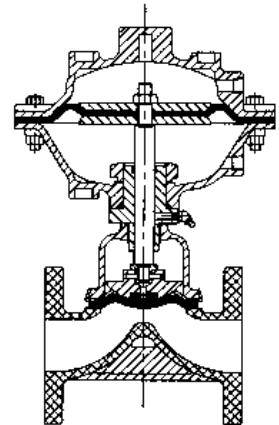
- **Long Lasting:** Pneumatically operated and diaphragm driven, the Dia-Flo actuator provides long service life with minimal maintenance. The actuator wear parts are limited to only the nylon-reinforced Buna N[®] diaphragm and Buna N[®] o-rings which require infrequent replacement.
- **3 Modes of Operation:** Fail Closed (spring-to-close, air-to-open), Fail Open (spring-to-open, air-to-close) and Double Acting (air-to-open, air-to-close) models are available to accommodate almost any system design. Fail Closed, the most frequently ordered mode of operation, assures a bubble-tight shut-off in the case of supply air pressure loss.
- **8 Available Sizes:** The wide selection of sizes accommodates almost any combination of line pressure and supply pressure. Maximum supply pressure, either pneumatic or hydraulic is 85 psig (5.86 bar). For actuator sizing, refer to our Dia-Flo Technical Manual or contact your local distributor or Technical Sales Representative.
- **Maintenance:** Maintenance of the Dia-Flo actuator is typically minimal, requiring only periodic lubrication and occasional diaphragm and o-ring replacement.
- **Corrosion Resistance:** PVDF and white epoxy coatings are available to protect the actuator and valve assembly from hazardous environments.
- **Mechanical Accessories:** Adjustable opening stops, adjustable travel stops, manual overrides, position indicators and yoke mountings are available to meet your processing requirements.
- **Instrumentation:** Limit switches, both mechanical and proximity, capable of meeting Nema 4, 4X, 7, 9, 13 and NEC (National Electrical Code) Class I, Division 1 and 2 are available in a variety of choices to meet your system requirements. In addition, solenoids, air filter regulators, transducers, positioners, speed control valves and snap-acting relays may also be factory mounted.



Direct Acting 3100 Series
Fail Open



Reverse Acting 3200 Series
Fail Closed



Double Acting 3300 Series

Materials

PARTS			
Item	Description	Material	Quantity
1	Safety Cap	Steel	1
2	Spring Rod	Steel	1
3	Jam Nut	Steel	1
4	Travel Stop	Steel	1
5	Top Cover	Aluminum, Ductile Iron*	1
6	Springs	Steel	AR
7	Spindle Nut	Steel	1
8	Spring Seat	Cast Iron	1
9	Actuator Diaphragm	Buna N	1
10	O-Ring	Buna N, EPDM*, FKM*	1
11	O-Ring	Buna N	1
12	Bonnet Assembly	—	1
13	Diaphragm	Elastomer, FKM*, PTFE*	1
14	Body	Cast Iron, Ductile Iron, Stainless Steel, Steel	1
15	Thrust Washer	Steel	1
16	Cap Screw	Steel	2
17	Spirol Pin	Stainless Steel	1
18	Nut	Steel, Stainless Steel*	SD
19	Compressor	Zinc, Cast Iron, Bronze*	1
20	Bolt	Steel, Stainless Steel*	SD
21	Bolt	Steel, Stainless Steel*	SD
22	Nut	Steel, Stainless Steel*	SD
23	Nut	Steel	1
24	Lube Fitting	Steel	1
25	Spindle	Steel, Stainless Steel*	1
26	Bushing	Steel, Stainless Steel*	1

* Optional material AR—As Required SD—Size Dependent

Cv Values & PT Curve

For Cv Values and P/T limitations, please refer to body types:

- Weir Diaphragm Valve pages 2-3
- Solid Plastic Diaphragm Valve pages 4-5
- Straightway Diaphragm Valve pages 6-7

Maximum housing pressure is 85 psig

